

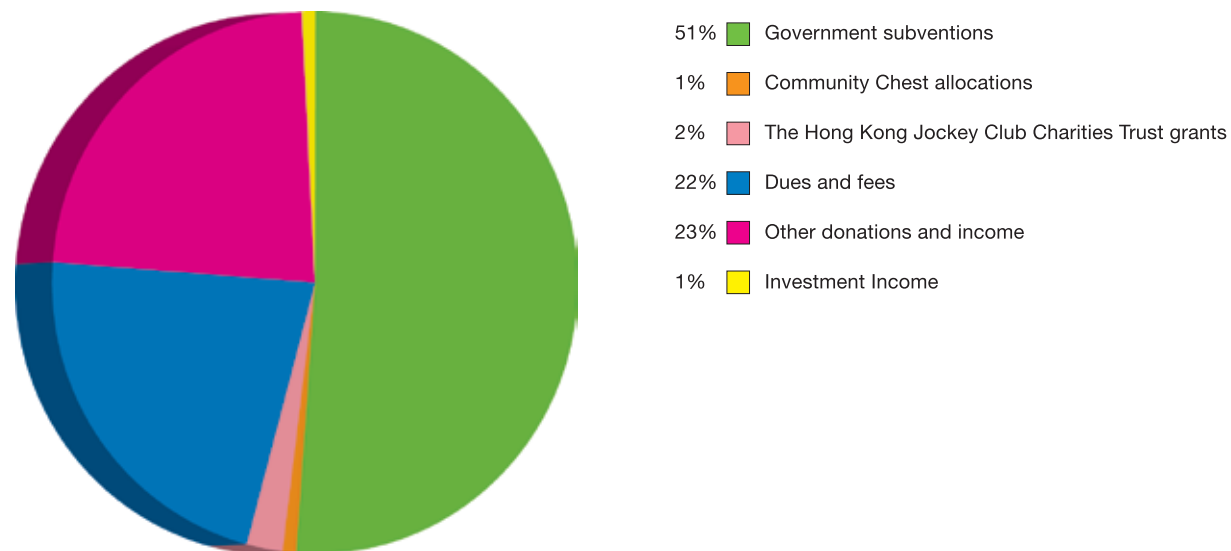


Appendix

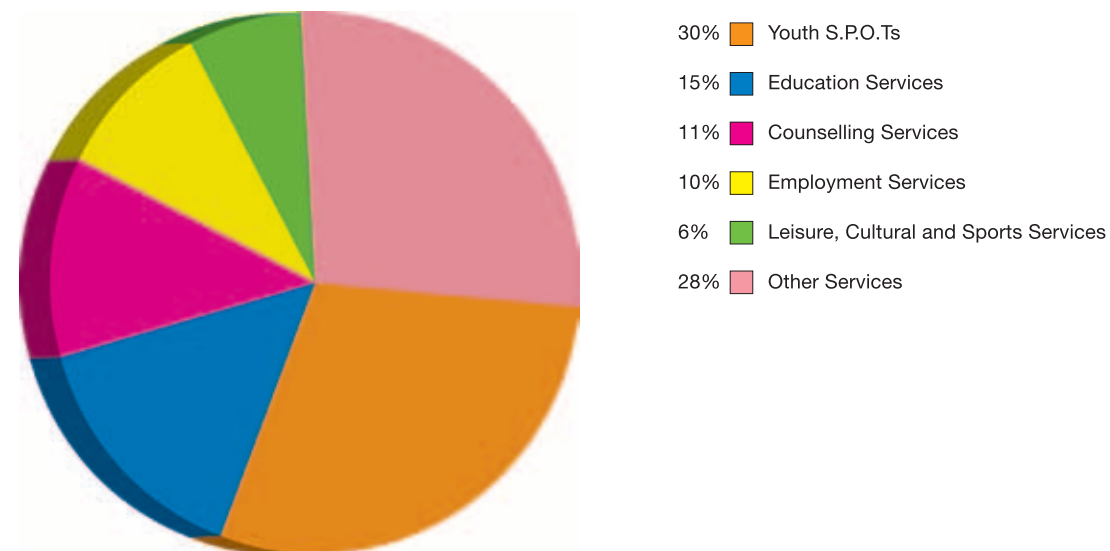


THE HONG KONG FEDERATION OF YOUTH GROUPS
FINANCIAL HIGHLIGHTS
FOR THE YEAR ENDED 31 MARCH 2012 (CONSOLIDATED)

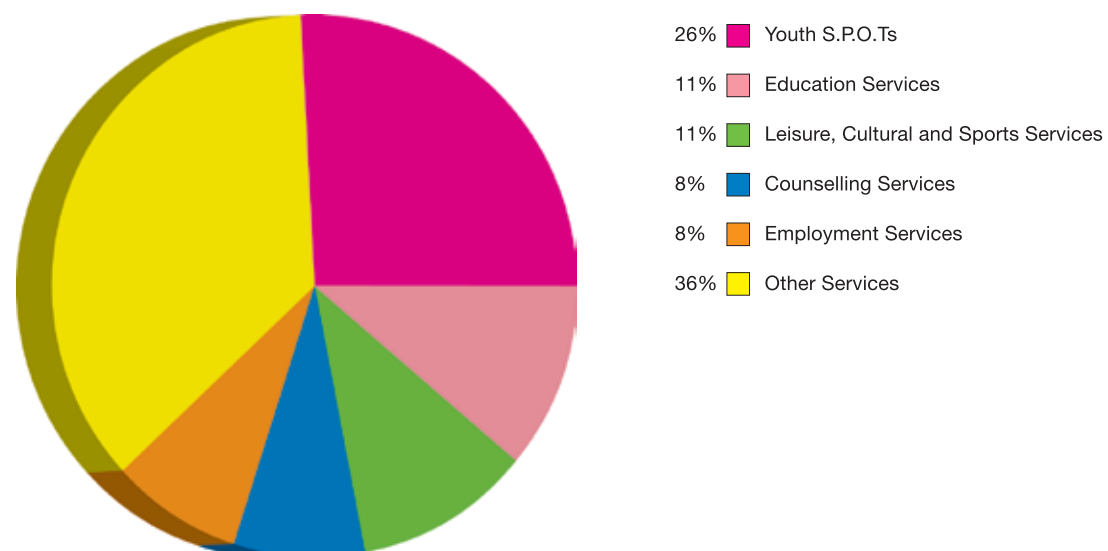
Analysis of Income



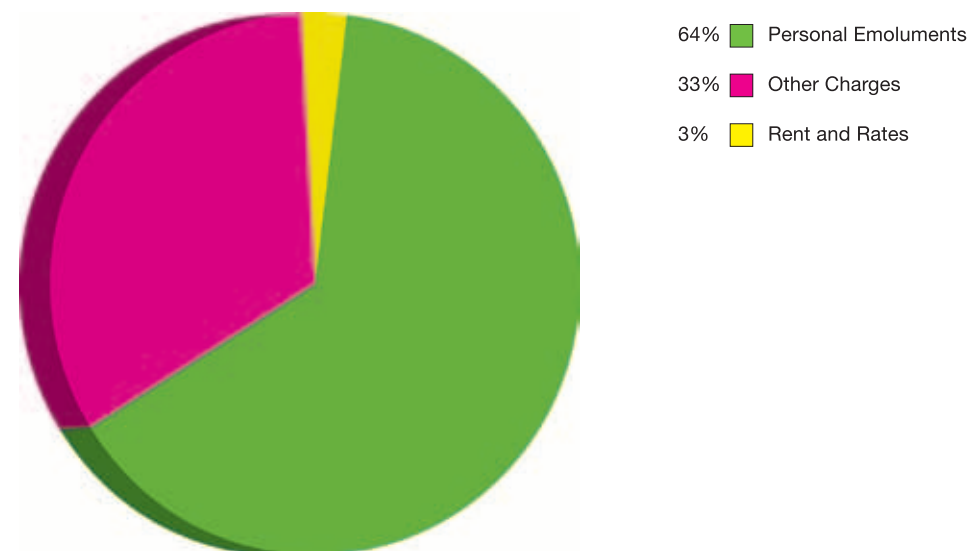
Operating Expenditure by Services



Income Generated by Service Units



Operating Expenditure by Types



THE HONG KONG FEDERATION OF YOUTH GROUPS STATEMENT OF COMPREHENSIVE INCOME FOR THE YEAR ENDED 31 MARCH 2012

	2012 HK\$	2011 HK\$
Income		
Government subvention	195,921,629	198,452,477
Community Chest allocations	6,280,198	5,395,427
Social Welfare Department Grant for Pioneer Project	1,382,191	496,416
The Hong Kong Jockey Club Charities Trust grants	9,830,086	11,450,873
Lotteries Fund recurrent grants	883,979	-
Beat Drugs Fund recurrent grants allocation	2,100,804	2,152,911
HKFYG Youth Business Fund allocations	-	8,484
Quality Education Fund recurrent grants	219,408	997,886
Office of the Government Chief Information Officer allocation	1,127,617	9,256,422
Dues and fees	89,765,834	84,461,912
Other donations and income	83,958,561	47,343,825
Fund raising from flag days	-	1,601,351
Fund raising from sales of raffle tickets	-	478,578
Fund raising for youth support fund	-	15,951,548
Interest income	2,832,119	1,464,283
Dividend income from available-for-sale financial assets	1,491,106	954,089
Grants for capital expenditures	18,926,062	16,743,256
Net realised (losses)/gains on disposals of available-for-sale financial assets	(965,401)	1,290,700
Net exchange gains	2,226,645	235,370
	415,980,838	398,735,808
Expenditure		
Salaries and allowances	219,580,743	207,041,530
Retirement benefit costs	18,503,671	17,314,635
Rent	10,084,475	9,372,141
Government rent	476,614	449,665
Rates	1,659,031	1,302,750
Administrative expenses	1,876,747	1,406,332
Utilities	4,823,174	4,724,214
Stores and equipment	5,381,298	6,263,965
Transport and travelling	1,040,753	985,906
Staff amenities	582,676	524,545
Audit fee	456,900	438,000
Losses on disposal of property, plant and equipment	20,498	32,371
Depreciation of property, plant and equipment	23,930,436	22,219,992
Expenditures for fund raising events	-	9,535,533
Programme expenses	98,026,120	73,487,943
Miscellaneous expenses	2,066,515	2,656,781
	388,509,651	357,756,303
Surplus for the year	27,471,187	40,979,505
Other comprehensive (loss)/income		
Net realised losses/(gains) on disposals of available-for-sale financial assets	965,401	(1,290,700)
Fair value (losses)/gains on available-for-sale financial assets	(6,588,658)	7,331,947
Other comprehensive (loss)/income for the year	(5,623,257)	6,041,247
Total comprehensive income for the year	21,847,930	47,020,752

THE INCORPORATED MANAGEMENT COMMITTEE OF HKFYG LEE SHAU KEE PRIMARY SCHOOL STATEMENT OF COMPREHENSIVE INCOME FOR THE YEAR ENDED 31 AUGUST 2011

	2011 HK\$	2010 HK\$
Income		
Government grants	20,819,806	21,599,300
Air-conditioning fee received	158,100	185,325
Allocation from Standing Committee on Language Education and Research for Putonghua scheme	175,739	315,840
Bank interest income	48	46
Donations	232,193	179,471
Income from sundry sales	135,298	208,979
Jockey Club life-wide learning fund	32,485	22,240
Programme income	181,356	99,350
Sundry income	122,521	109,710
	21,857,546	22,720,261
Expenditure	(22,074,472)	(22,854,138)
Total income less expenditure	(216,926)	(133,877)
Other comprehensive income		
Government grants for capital expenditures	581,451	-
Total comprehensive income for the year	364,525	(133,877)
Representing:		
Accumulated fund	(38,468)	194,577
Government grants reserve	182,969	209,391
Teaching and learning enhancement scheme	-	(100,568)
Deferred capital reserve	220,024	(437,277)
	364,525	(133,877)

HKFYG LEE SHAU KEE COLLEGE LIMITED STATEMENT OF COMPREHENSIVE INCOME FOR THE YEAR ENDED 31 AUGUST 2011

	2011 HK\$	2010 HK\$
Income		
Donations	100,294	136,862
Government subsidy	24,572,976	18,403,089
Interest income	328	186
School fees	12,333,654	8,806,320
Sundry income	607,065	1,163,219
	<u>37,614,317</u>	<u>28,509,676</u>
Expenditure	<u>(30,841,975)</u>	<u>(25,451,688)</u>
Total income less expenditure	6,772,342	3,057,988
Other comprehensive income		
Net expenditure on setup fund	-	(95,140)
Capital expenditures financed by setup fund	(1,350,755)	(1,655,110)
Provision for fee remission	431,886	182,880
Total comprehensive income for the year	5,853,473	1,490,618
Representing:		
Accumulated fund	6,388,175	2,976,107
Setup fund	-	(95,140)
Deferred capital reserve	(1,018,992)	(1,573,229)
Fee remission reserve	431,886	182,880
Government grants reserve	52,404	-
	<u>5,853,473</u>	<u>1,490,618</u>

THE HONG KONG FEDERATION OF YOUTH GROUPS' LEE SHAU KEE YOUTH EXCHANGE FUND STATEMENT OF COMPREHENSIVE INCOME FOR THE YEAR ENDED 31 MARCH 2012

	2012 HK\$	2011 HK\$
Income		
Interest income	653	339
Dividend income	248,721	231,826
	<u>249,374</u>	<u>232,165</u>
Expenditure		
Auditor's remuneration	15,500	15,500
Miscellaneous expenses	610	569
	<u>16,110</u>	<u>16,069</u>
Surplus for the year	233,264	216,096
Other comprehensive (loss)/income		
Net fair value losses on financial assets at fair value through other comprehensive income	(2,089,609)	-
Net fair value gains on available-for-sale financial assets	-	543,359
Other comprehensive (loss)/income for the year	(2,089,609)	543,359
Total comprehensive (loss)/income for the year	(1,856,345)	759,455