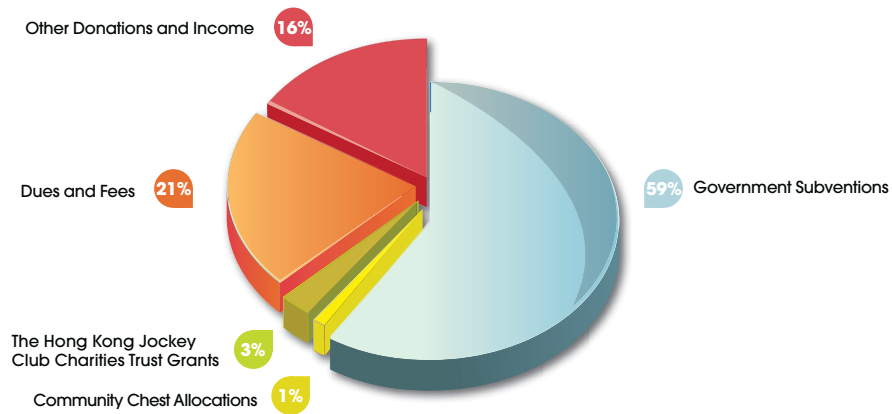
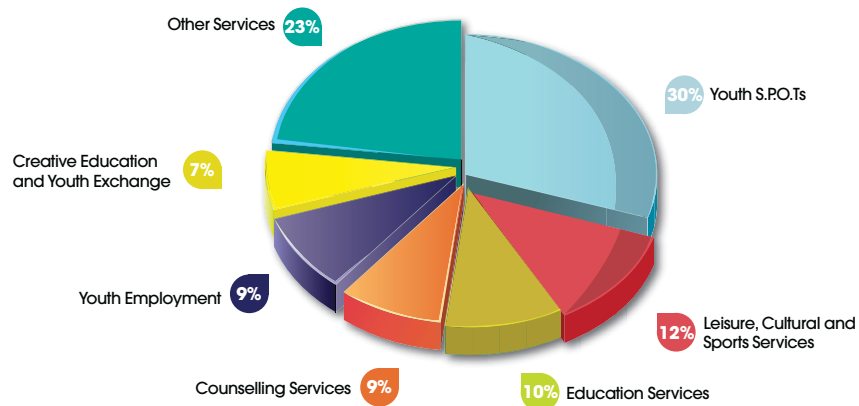


Financial Review and Highlights 財務摘要

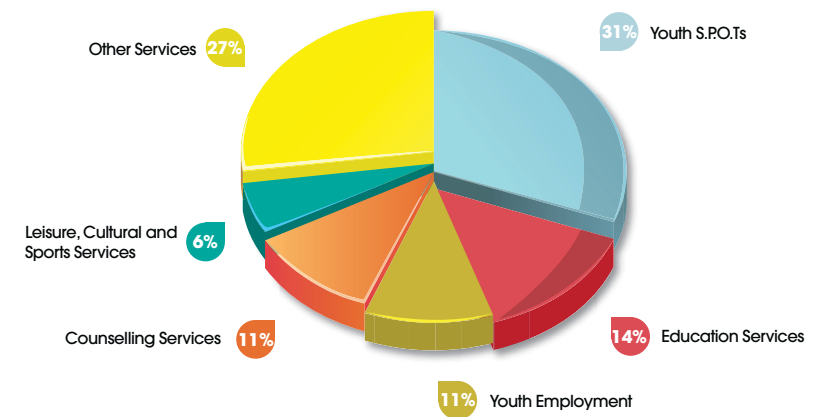
FINANCIAL HIGHLIGHTS FOR THE YEAR ENDED 31 MARCH 2010 (CONSOLIDATED) *Analysis of Income*



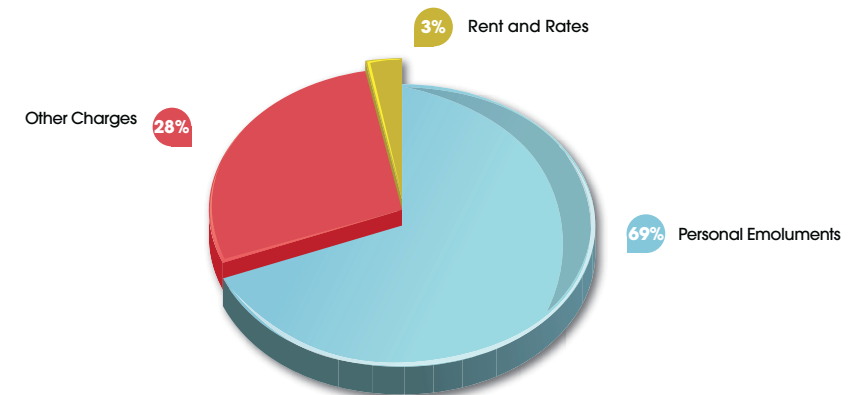
Income Generated by Service Units



Operating Expenditure by Services



Operating Expenditure by Types



THE HONG KONG FEDERATION OF YOUTH GROUPS
STATEMENT OF COMPREHENSIVE INCOME
FOR THE YEAR ENDED 31 MARCH 2010

| | 2010 | 2009 |
|---|--------------------|--------------------|
| | HK\$ | HK\$ |
| Income | | |
| Government subvention | 200,262,541 | 193,176,631 |
| Community Chest allocations | 4,679,107 | 4,868,415 |
| Social Welfare Department Grant for Pioneer Project | 113,468 | 88,168 |
| The Hong Kong Jockey Club Charities Trust grants | 10,508,229 | 11,961,836 |
| Lotteries Fund recurrent grants | 245,291 | 321,311 |
| Beat Drugs Fund recurrent grants allocation | 2,034,944 | 227,939 |
| HKFYG Youth Business Fund allocations | 328,345 | 548,379 |
| Quality Education Fund recurrent grants | 1,067,189 | 1,569,022 |
| Office of the Government Chief Information Officer allocation | 12,711,559 | - |
| Dues and fees | 74,601,922 | 68,568,376 |
| Other donations and income | 33,310,957 | 37,335,998 |
| Fund raising from Flag Day | 1,700,765 | 2,251,682 |
| Interest income | 490,853 | 3,255,108 |
| Dividend income from available-for-sale financial assets | 499,310 | 647,382 |
| Grants for capital expenditures | 13,632,825 | 10,324,875 |
| Gain on disposal of available-for-sale financial assets | - | 4,650,543 |
| | 356,187,305 | 339,795,665 |
| Expenditure | | |
| Salaries and allowances | 203,830,822 | 191,848,862 |
| Retirement benefit costs | 16,983,631 | 16,370,362 |
| Rent | 10,170,988 | 10,348,487 |
| Government rent | 498,635 | 486,979 |
| Rates | 1,087,360 | 1,065,301 |
| Administrative expenses | 1,327,031 | 1,287,670 |
| Utilities | 4,688,377 | 4,618,079 |
| Stores and equipment | 5,095,969 | 4,148,290 |
| Transport and travelling | 857,700 | 816,222 |
| Accountancy fee | - | 20,000 |
| Staff amenities | 504,923 | 532,713 |
| Audit fee | 384,000 | 326,000 |
| Loss on disposal of property, plant and equipment | 361,298 | 38,541 |
| Depreciation of property, plant and equipment | 19,146,354 | 15,730,868 |
| Amortisation of prepaid operating lease payments | 64,885 | 20 |
| Impairment loss on available-for-sale financial assets | - | 2,832,468 |
| Programme expenses | 60,920,256 | 54,852,936 |
| Miscellaneous expenses | 3,601,902 | 1,492,734 |
| | 329,524,131 | 306,816,532 |
| Surplus for the year | 26,663,174 | 32,979,133 |
| Other comprehensive income | | |
| Transfer from non-recurrent fund grants | - | 2,642,668 |
| Transfer from government reserve and central items | - | 790,895 |
| Refund from the Social Welfare Department | 18,912 | - |
| Available-for-sale financial assets | 2,466,245 | (6,589,288) |
| | 2,485,157 | (3,155,725) |
| Other comprehensive income for the year | 2,485,157 | (3,155,725) |
| Total comprehensive income for the year | 29,148,331 | 29,823,408 |

THE INCORPORATED MANAGEMENT COMMITTEE OF
HKFYG LEE SHAU KEE PRIMARY SCHOOL
INCOME AND EXPENDITURE ACCOUNT
FOR THE PERIOD FROM 30 AUGUST 2008
(DATE OF INCORPORATION) TO 31 AUGUST 2009

| | HK\$ |
|--|---------------------|
| Income | |
| Government grants | 22,509,684 |
| Air-conditioning fee received | 214,650 |
| Bank interest income | 16,951 |
| Income from sundry sales | 191,233 |
| Jockey Club life-wide learning fund | 25,760 |
| Other donations | 343,287 |
| Programme income | 461,820 |
| Allocation from Standing Committee on Language Education and Research for Putonghua scheme | 315,840 |
| Sundry income | 139,751 |
| | 24,218,976 |
| Expenditure | (25,123,945) |
| Total income less expenditure | (904,969) |
| Representing: | |
| Accumulated fund | 155,853 |
| Government grants reserve | (191,608) |
| Teaching and learning enhancement scheme | (921,565) |
| Deferred capital reserve | 52,351 |
| | (904,969) |

Note:

The Incorporated Management Committee of HKFYG Lee Shau Kee Primary School had been established on 30 August 2008 under the Education Ordinance. Pursuant to the provisions of the Education Ordinance, the HKFYG Lee Shau Kee Primary School Limited was dissolved with effect from 30 August 2008.

**HKFYG LEE SHAU KEE COLLEGE LIMITED
INCOME AND EXPENDITURE ACCOUNT
FOR THE YEAR ENDED 31 AUGUST 2009**

| | 2009 | 2008 |
|--------------------------------------|---------------------|--------------|
| | HK\$ | HK\$ |
| Income | | |
| Donations | 51,737 | 78,123 |
| Government subsidy | 13,726,788 | 8,945,980 |
| Insurance claims | 22,565 | 446,200 |
| Interest income | 16,069 | 32,563 |
| School fees | 6,209,400 | 4,111,800 |
| Sundry income | 491,503 | 429,065 |
| | <u>20,518,062</u> | 14,043,731 |
| Expenditure | <u>(19,665,375)</u> | (14,089,824) |
| Total income less expenditure | <u>852,687</u> | (46,093) |
| Representing: | | |
| Accumulated fund | 691,263 | (60,933) |
| Deferred capital reserve | 161,424 | 14,840 |
| | <u>852,687</u> | (46,093) |

**THE HONG KONG FEDERATION OF YOUTH GROUPS'
LEE SHAU KEE YOUTH EXCHANGE FUND
STATEMENT OF COMPREHENSIVE INCOME
FOR THE YEAR ENDED 31 MARCH 2010**

| | 2010 | 2009 |
|--|------------------|-------------|
| | HK\$ | HK\$ |
| Income | | |
| Interest income | 131 | 8,228 |
| Dividend income | 170,603 | 245,430 |
| | <u>170,734</u> | 253,658 |
| Expenditure | | |
| Auditor's remuneration | 16,000 | 15,000 |
| Miscellaneous expenses | 646 | 1,774 |
| | <u>16,646</u> | 16,774 |
| Surplus for the year | <u>154,088</u> | 236,884 |
| Other comprehensive income | | |
| Available-for-sale financial assets | 3,469,861 | (2,957,961) |
| Other comprehensive income for the year | <u>3,469,861</u> | (2,957,961) |
| Total comprehensive income for the year | <u>3,623,949</u> | (2,721,077) |

**THE HONG KONG FEDERATION OF YOUTH GROUPS'
HONG KONG 200 LEADERSHIP DEVELOPMENT FUND
STATEMENT OF COMPREHENSIVE INCOME
FOR THE YEAR ENDED 31 MARCH 2010**

| | 2010 | 2009 |
|---|------------------|-------------|
| | HK\$ | HK\$ |
| Income | | |
| Dividend income | 118,769 | 170,623 |
| Interest income | 923 | 9,640 |
| | <u>119,692</u> | 180,263 |
| Expenditure | | |
| Auditor's remuneration | 16,000 | 15,000 |
| Administrative expenses | 293 | 1,370 |
| Loss on disposal of available-for-sale financial assets | - | 2,316 |
| | <u>16,293</u> | 18,686 |
| Surplus for the year | <u>103,399</u> | 161,577 |
| Other comprehensive income | | |
| Available-for-sale financial assets | 2,410,291 | (2,858,750) |
| Other comprehensive income for the year | <u>2,410,291</u> | (2,858,750) |
| Total comprehensive income for the year | <u>2,513,690</u> | (2,697,173) |

**THE HONG KONG FEDERATION OF YOUTH GROUPS'
YOUTH BUSINESS FUND
STATEMENT OF COMPREHENSIVE INCOME
FOR THE YEAR ENDED 31 MARCH 2010**

| | 2010 | 2009 |
|--|----------------|----------|
| | HK\$ | HK\$ |
| Income | | |
| Dues and fees | 26,325 | 3,896 |
| Interest income | 43 | 30,200 |
| Donations transferred from deferred income | 344,699 | 528,180 |
| Other donations | 8,319 | 29,005 |
| | <u>379,386</u> | 591,281 |
| Expenditure | | |
| Auditor's remuneration | 12,000 | 10,000 |
| Staff costs | 251,696 | 405,689 |
| Administrative expenses | - | 14 |
| Stores and equipment | 3,346 | 3,992 |
| Programme expenses | 93,870 | 150,465 |
| Insurance | 428 | 328 |
| Travelling expenses | 2,439 | 4,321 |
| Miscellaneous | 15,607 | 16,472 |
| | <u>379,386</u> | 591,281 |
| Results for the year | - | - |
| Other comprehensive income | - | - |
| Total comprehensive income for the year | <u>-</u> | <u>-</u> |